

STONELEAF



UNICLASS
Pr_25_93_72_12
Cf/SfB
(41)+(47)
AUGUST 2022

VISUM 3

Clay Plain Tiles

One tile creates the visual effect
of three plain tiles for roof
pitches as low as 24°



La Escandella
ROOFING THE WORLD

Considerable savings against standard plain clay tiles.



Smooth Rustic Red



VISUM 3

3 in 1 Tile

Visum 3 is a patented interlocking tile with a design of three plain tiles

Excellent flatness

H - Cassette manufacturing provides a perfect finish to each product.

Higher resistance

The clay composition together with the perfect pressing allows flexion higher than the required while only weighing 3.5kg.

Lower absorption (<5%)

High-quality clay together with a high firing temperature mean higher resistance to ice and mildew

Double interlocking

The double interlocking - horizontal and vertical allows the roof to be more watertight, ensuring its impermeability.



TECHNICAL DATA

Size of Tile	280mm x 471mm	Cover Width	434 - 436mm
Thickness	35mm	Coverage	13 tiles/m ² at 105mm Headlap 12 tiles/m ² at 90mm Headlap
Tile Weight	3.6kg	Laying Pattern	Broken Bond
Tile Per Pallet	216 or 288	Batten Size	25mm x 50mm
Minimum Pitch	24°	Fixing	45mm stainless steel ring shank nail or Clips, depending on location, a site-specific fixing specification can be provided.
Gauge	175mm at 105mm Headlap 190mm at 90mm Headlap	Breakage	We suggest 5% is allowed for transit.

For rafter length exceeding 5.5m or roofs in highly exposed areas please contact Stoneleaf Technical Department for advice



According to European standard



Test of frost resistance



Impermeability



Flexural strength test



Geometric characteristics





VISUM 3 COLOUR RANGE

*These have been specially made for the UK market and **DO NOT** have half tiles or cloak verge available



TWPK
SLATE



TWRUK
RUSSET



*TWSGK
GREYSTONE



*TWRRK
RIVEN RUSTIC RED



*TWLSG
SMOOTH GREY



*TWLRR
SMOOTH RUSTIC RED

**MADE TO ORDER COLOURS



TWVIK
**OLD ENGLAND

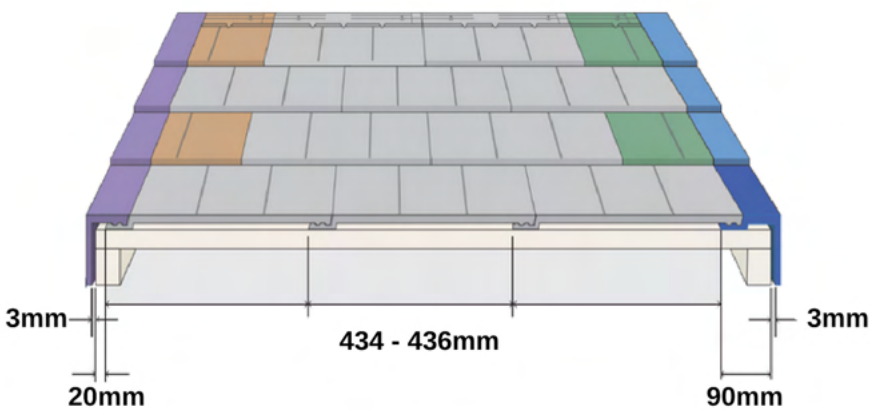


TWGVK
**VERMONT



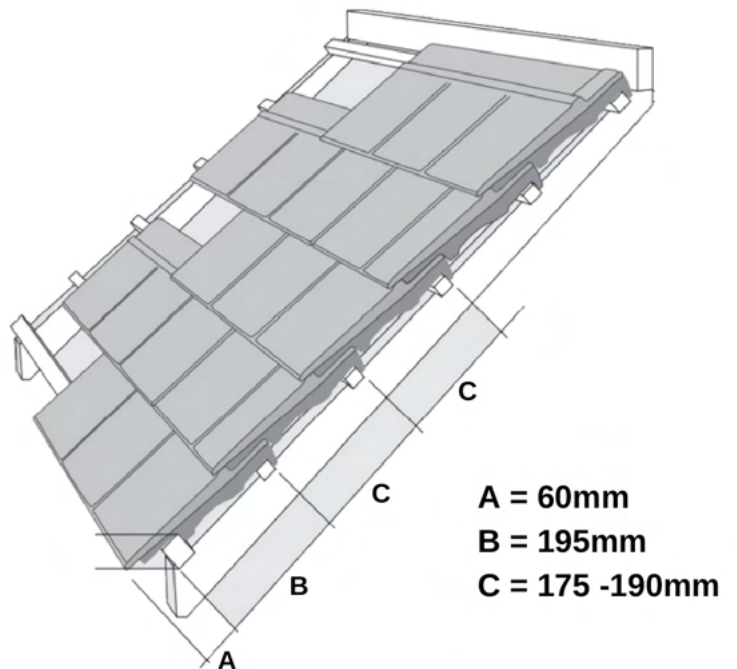
TWGIK
**IDELLA

Clay tiles are a natural product and some variation of shades between individual pieces enhance their beauty and should be expected. All tiles should be blended regardless of the number of colours supplied. The colours of the tile shown in this catalogue can not faithfully reflect the colours of the ceramic tiles.




- Visum 3 Roof Tile
- Q99 Visum 3 Right Side
- Q100 Visum Right Half Roof Tile
- Q101 Visum 3 Left Side
- Q102 Visum 3 Left Half Roof Tile

The first-course batten should be 20mm higher than all succeeding course battens to provide a vertical alignment and ensure a symmetrical installation.




VISUM 3 ACCESSORIES


Q151
HALF ROUND
RIDGE



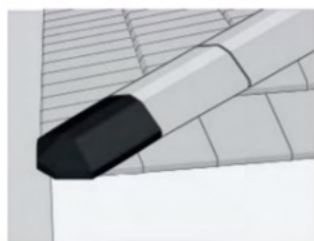
Q153
THIRD ROUND
RIDGE




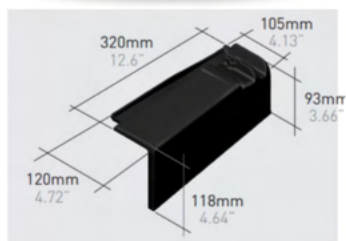
Q120
ANGULAR RIDGE




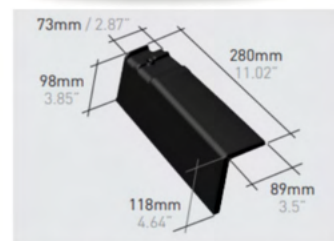
Q122
ANGULAR END/HIP
RIDGE



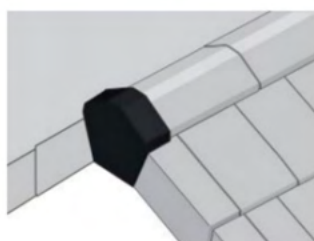
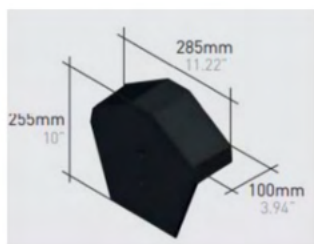
Q99
VISUM RIGHT
SIDE CLOAK VERGE




Q101
VISUM LEFT
SIDE CLOAK VERGE



Q124
ANGULAR RIDGE
END CAP



Q100
VISUM RIGHT
HAND HALF TILE



Q102
VISUM LEFT
HAND HALF TILE



La Escandella

ROOFING THE WORLD



Smooth Grey



Slate



Smooth Grey

STONELEAF



UNIT 6 TEMPLEWOOD
STOCK ROAD
CHELMSFORD
ESSEX
CM2 8LA

(T) 01277 841555

(E) Sales@stoneleafslates.co.uk

(W) WWW.STONELEAFTILES.CO.UK

CONTACT US FOR MORE DETAILS OR CHECK US OUT ON SOCIAL MEDIA STONELEAF BUILDING MATERIALS

